


Great Expectations

vocabulary 2014 - 2015



#1-10

Due: 9/12

1. aghast
2. assail
3. banns
4. bile
5. chandler
6. commiserate
7. conciliatory
8. connubial
9. consternation
10. cravat

#21-30

Due: 9/26

21. larcenous
22. omnipotent
23. prodigal
24. prodigious
25. regale
26. restorative
27. trenchant
28. vestry
29. vicarious
30. vivacious

#11-20


Due: 9/19

11. dissuade
12. elixir
13. ensue
14. expectorate
15. garret
16. gluttony
17. homily
18. imperious
19. imprecation
20. impregnable

#31-35

Due: 10/3

31. waistcoat
32. ablution
33. adamantine
34. affinity
35. apparition



#36-45

Due: 10/10

36. excrescence
37. affront
38. epitaph
39. efficacy
40. diabolical
41. abject
42. chaste
43. beneficent
44. descry
45. depreciatory

VOCAB PRESENTATION *instructions*

Step 1: Investigate the meaning of your assigned word.

You should be an expert for your word. You might try looking it up in several different places to get a clear understanding of its definition.


Step 2: Illustrate the meaning of your word.

Produce a picture for your assigned word on one side of a regular sheet of white computer paper. This picture can be hand-drawn, printed from a computer, or clipped from a magazine; but it should be colorful and easily seen from a distance. On the same side of the paper as the picture, your word should be clearly written (*or typed*).

Step 3: Define, explain, and use your word.

On the *back* of that same sheet of paper, write your assigned word, its definition, part of speech, and pronunciation; and use the word in a sentence. You will be briefly presenting your picture and your definition in front of the class on your assigned date.

Now, let's review that ...




FRONT SIDE:

- a color picture illustrating the meaning of your word (*can be hand-drawn, printed, or cut out*)
- your word (*both clearly visible and neat, no definition on this side*)

BACK SIDE:

- your word (*for you to read to the class*)
- a brief, accurate, understandable definition of your word
- the part of speech of your word (*noun, verb, adjective, etc.*)
- the pronunciation (*copied out of the dictionary or a informal readable pronunciation*)
- a sentence that accurately uses your assigned word in a graceful way that makes sense and displays the meaning of your word
- the origin and history of the word (*etymology*): Greek/Latin roots, prefixes, word history, other forms of the word, and related words



Below is the rubric Mr. Benton will use to grade your presentation:

FRONT SIDE	
Word	___/10
<i>(clear, large, readable)</i>	
Picture	___/20
<i>(befits words, color)</i>	

BACK SIDE	
Part of Speech	___/10
Pronunciation	___/10
Sentence	___/10
Definition	___/20
Etymology	___/20

Score: _____%
