

Mr. Benton's Literary 3x3

A quick way to summarize both what happens and what it means.

The goal: Write three matching plot statements and three matching theme statements. Each line should be exactly **three words**.

1. Plot side: what literally happens!

Use **concrete nouns**: people, places, objects, or things you can picture.

Pattern: concrete noun + active verb + concrete noun

Examples: girl, wolf, woods, family, room, monster, letter, house

2. Theme side: what the story suggests . . .

Use **abstract nouns**: ideas, feelings, values, forces, or human problems.


Pattern: abstract noun + active verb + abstract noun

Examples: innocence, fear, power, guilt, identity, memory, isolation, freedom



3. Make the lines match :

Line 1 should connect to Line 1. Line 2 should connect to Line 2. Line 3 should connect to Line 3. That is the whole trick, because apparently literature needed a tiny filing cabinet.

Example: Little Red Riding Hood

 Plot	?... Theme
1. Girl enters woods	1. Innocence faces danger
2. Wolf stalks girl	2. Violence threatens innocence
3. Huntsman saves girl	3. Community protects vulnerability

Your Literary 3x3

 Plot: concrete noun + verb + concrete noun	 Theme: abstract noun + verb + abstract noun
1.	1.
2.	2.
3.	3.

Quick checklist before submitting . . .

Each line has exactly three words.

Plot lines use concrete nouns.

Theme lines use abstract nouns.

Each line has a strong active verb.

Plot tells what happens.

Theme explains what the story means.

Avoid: adjectives pretending to be nouns, vague verbs like is/has/gets, and theme lines that just repeat the plot in fancier clothes.

While we watch the adaptation, take notes of the beginning, middle, and end of the plot. Focus on what's most important. Avoid using character names.

Title of work: _____

	PLOT	THEME
Beginning		
Middle		
End		